

Linear Steam Head®

TS0088

- Quiet, even distribution of steam
- No field assembly required
- No moving parts
- Minimal profile
- Aroma Feature

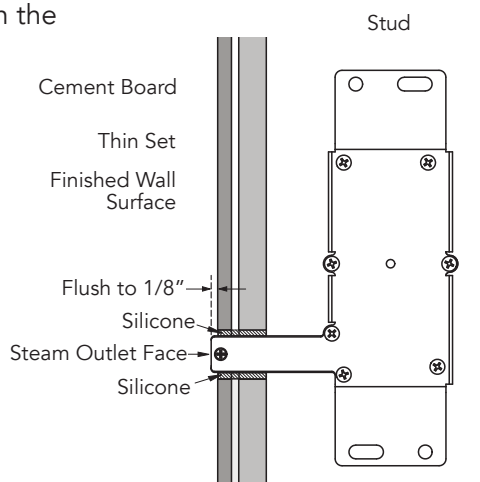
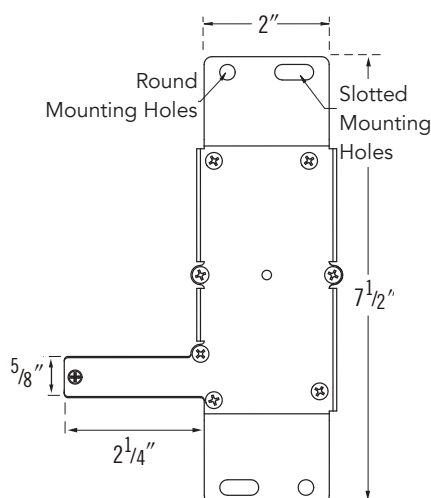
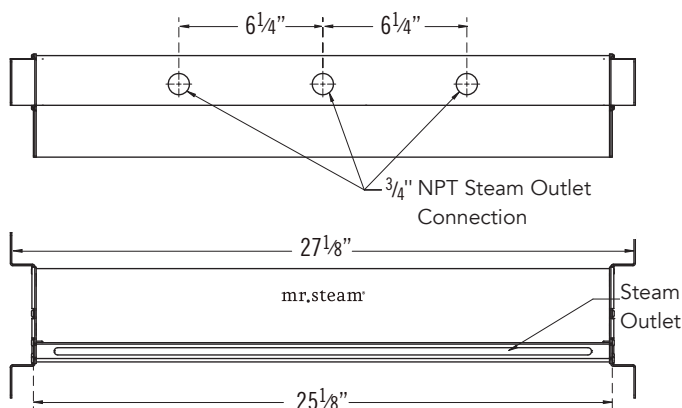
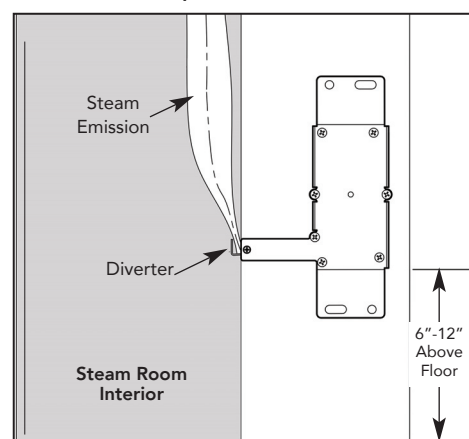
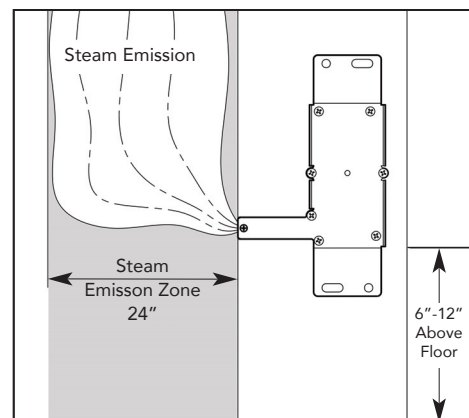
Linear Steamhead Installation:
(3/4" NPT)

IMPORTANT: Do not disassemble steamhead. MrSteam's steamhead is shipped fully assembled and requires no additional assembly.

Locate steamhead 6-12 inches above floor, except for tub/shower enclosures; install 6 inches above tub top edge.

CAUTIONS Because the steamhead and direct steam emissions are very hot, locate the steamhead where incidental contact by bather with the steamhead or direct steam emission cannot occur.

- Linear Steam Head model 104495 is suitable for MrSteam generator models MX4-MX6.
- One or more 104495 linear steamheads must be used for models MX4, 5 & 6.
- Using model 104495 for any steam generator model larger than the MX6, or for any non MrSteam brand generators may result in an improper installation or hazardous condition.
- For residential use only.
- Only install the linear steam head in a horizontal orientation as shown in installation manual, PUR103939.


Steam Head with Optional Diverter

Steam Head without Optional Diverter


**FOR ILLUSTRATIVE PURPOSES ONLY.
IMPORTANT NOTE: FOR SAFE AND
TROUBLE FREE INSTALLATION**

visit mrsteam.com before installation to download the Installation, Operation and Maintenance Manual or refer to the manual provided with the unit.

NOTE: Drawings are for illustrative purposes only. Consult with qualified designer, architect or contractor for steam room construction.

mr.steam® hello@mrsteam.com • www.mrsteam.com

TS0088 Rev 5.22

43-20 34th Street, Long Island City, NY 11101 tel: 1 800 76 STEAM


9410 S. La Cienega Blvd. Inglewood CA 90301 tel: 1 800 72 STEAM

(continue on next page)

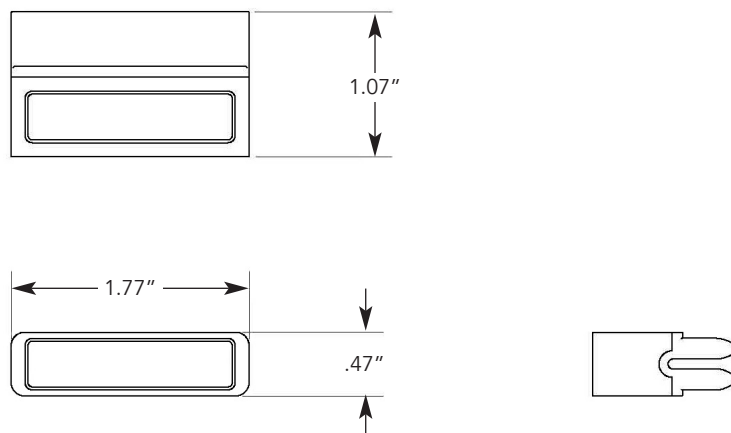
Accessories

! CAUTIONS because the Steam Head Diverter, AromeTray, Escutcheon and direct steam emission are very hot, locate the Steam Head, Diverter, AromeTray, Escutcheon where incidental contact by bather or direct steam emission cannot occur.

Diverter (Stainless Steel Finish Only)



AromaTray



MODEL	PROJECT INFORMATION	
104495 for MX4, MX5 and MX6	Location:	Contractor:
	Architect:	Submitted By:
	Engineer:	Date:
Notes:		

NOTE: Drawings are for illustrative purposes only. Consult with qualified designer, architect or contractor for steam room construction.